

PCI Compliance Questionnaire
<http://pciapply.com/pcicompliance>

Compliance Steps

1. Log in to the PCI application www.pciapply.com/pcicompliance.
2. Click **Re-Assess**.
3. Verify/Edit your merchant information.
4. Select a processing solution that best describes the method your organization uses to process credit/debit cards, and complete the designated questionnaire. (Select questionnaire type A)
5. If applicable, launch a scan on the network scan tab. Allow 5 business days for scan results, and submit for ASV compliance after all targets have a passing status.
6. Review and sign after the questionnaire has been completed and ASV compliance has been achieved.
7. Compliance reports are now available to be downloaded or emailed.

If you have not accessed the PCI application before:

The username is the complete merchant ID, and the password is the last five digits of the merchant ID and capitalized state abbreviation.

For example, if the merchant ID is 4900000012345 and is located in Illinois:

- Username: Merchant ID
- First time password: xxxxxx12345IL

If you have accessed the PCI application before:

- Log in at www.pciapply.com/pcicompliance using your credentials.
- Click the Forgot Password link if you have forgotten your password.

Call (833) 207-8338 with further questions. Thank you for contributing to a more secure payment card acceptance environment.

PCI Compliance Questionnaire
<http://pciapply.com/pcicompliance>

Link to portal login:
<http://pciapply.com/pcicompliance>

A screenshot of the PCI Compliance login portal interface. The interface is set against a solid orange background. On the left, there is a white login form titled "Login". It contains two input fields: "Username *" and "Password *", each with a red asterisk indicating a required field. Below the "Username" field is a blue link "Forgot Username?". Below the "Password" field is a blue link "Forgot Password?" and a small eye icon for toggling password visibility. A blue "Login" button is positioned at the bottom right of the form. To the right of the login form is a light blue rectangular box. At the top of this box is the text "First Time Logging In?". Below this text is a blue flag icon and a blue link "Start Here". At the bottom of the light blue box is the text "Customer Support (833) 207-8338".

PCI Compliance Questionnaire

<http://pciapply.com/pcicompliance>

Landing Page:

The screenshot shows the landing page of the PCI Compliance Questionnaire application. At the top left is the logo "PCI | Compliance". At the top right are navigation links: "Summary", "Questionnaire", "Report", and "Resources". Below the logo is a progress bar with four steps: "Merchant Information" (highlighted in yellow), "Questionnaire Selection", "Questionnaire", and "Review and Sign". The main content area displays the "Overall PCI Compliance Status" as "Non-Compliant" in a red box. Below this is a "Questionnaire Status" section showing "In Progress" in a yellow box, with sub-text: "Your questionnaire type: Not Selected" and "Due Date:". An "Action Required" section follows, stating "You have started the process. Please click Continue." and featuring a blue "Continue" button. At the bottom is a "Helpful Resources" section with four tiles: "PCI Compliance Information" (with an 'i' icon), "Documents and Materials" (with a document icon), "Glossary" (with a book icon), and "Frequently Asked Questions" (with a speech bubble icon). A small green chatbot icon is visible in the bottom right corner of the resources section.

Part 1, Business Profile, complete and/or update business contact information in the section.

PCI Compliance Questionnaire
<http://pciapply.com/pcicompliance>

Part 2 Merchant Business Payment Channels

Please answer the following questions:

Indicate all payment channels used by the business that are included in this assessment:

Mail order/telephone order (MOTO) ⓘ

E-Commerce ⓘ

Do you electronically store or transmit consumer account data?

Yes

No

Card-present ⓘ

Are any payment channels not included in this assessment?

Yes

No

Save

PCI Compliance Questionnaire

<http://pciapply.com/pcicompliance>

Part 3 Relationships

Please answer the following questions.

Do you have relationships with third-party service providers that handle your account data, such as payment gateways or processors?



Yes

No

Do you engage with third-party service providers managing system components within your PCI DSS assessment scope?



Yes

No

Do you work with third-party service providers that could impact the security of your Cardholder Data Environment?



Yes

No

SERVICE PROVIDER *
transarmor

DESCRIPTION *
tokenization

[Add additional](#)

Save


PCI Compliance Questionnaire


<http://pciapply.com/pcicompliance>


Part 4 Processing Solution


What solution do you use to process credit cards? [Learn More](#)


PRODUCT CODE
Not Applicable



Moto/E-commerce



Terminal


Mobile Processing


Standalone Computer



Integrated Network


P2PE


SPoC

Do you store any sensitive cardholder data electronically?

Does your business use network segmentation to affect the scope of your PCI DSS environment?

 **Moto/E-commerce** Collapse

How do you process payments?
 Integrated Payment Java Script/Direct Post Hosted Payment and iFrame Dial Pay


Does your website use either a redirection mechanism or an embedded payment form?
 Yes No


Solution Selection Add/Edit


Service Provider	Service	Not Listed
Fiserv - Card Services	THIRD PARTY SERVICER, INSTANT CARD PERSONALIZATION ISSUANCE AGENT, VISANET PROCESSOR;	


Part 4 Processing Solution


What solution do you use to process credit cards? [Learn More](#)



Moto/E-commerce



Terminal


Mobile Processing


Standalone Computer


Integrated Network


P2PE


SPoC

Select Moto/E-Commerce

PCI Compliance Questionnaire

<http://pciapply.com/pcicompliance>

Scan Page

Home My Account Contact Us CHAT Welcome Stephanie Lancaster (Last login: Jul 03, 2024 - 09:59AM) Logout English US

PCI Compliance Summary Questionnaire Scans Report Resources

Merchant Information Questionnaire Selection Questionnaire Network Scan Review and Sign

Network Scan Summary Target Management

Scan Target (IP/Domain) can be added by manually typing, copying and pasting, or uploading a CSV/TXT file. [Learn More](#)

We have detected that you are accessing our portal from IP address: 47.190.117.192. If this is the IP address your system processes credit card transactions on, enter this address when completing the Network Scan section. If your POS device resides on a different IP address, enter that IP address when prompted in the Network Scan section.

Input

[Import From File](#)

Provide IP Address/ Domain Name below. Press ENTER on your keyboard after each inputted target.

1	47.190.117.192
---	----------------

99 Remaining targets

Clear Add

IP Address/Domain Name Pool

Scan targets can be deleted only if they have not been previously scanned. Targets included in scope are the set of IPs and domains to be included in the scan. 0/100

No data available. Please add at least one IP Address or Domain name.

How do I find my IP address? For Windows 11:

For Wi-Fi connection

1. Select **Start > Settings > Network & internet > Wi-Fi** and then select the Wi-Fi network you're connected to.
2. Under **Properties**, look for your IP address listed next to **IPv4 address**.

For Ethernet connection

1. Select **Start > Settings > Network & internet > Ethernet**.
2. Under **Properties**, look for your IP address listed next to **IPv4 address**.

Confirmation



You must confirm that you are authorized to launch scans against these targets.

IP Address/Domain Name/IP Range

47.

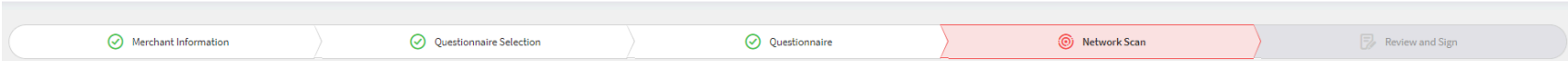
I confirm that I have permission to launch scans against these scan targets.

Cancel

Continue

PCI Compliance Questionnaire

<http://pciapply.com/pcicompliance>



Network Scan Summary

[How to achieve ASV Compliance](#)

ASV Compliance Status Non-Compliant

According to PCI DSS requirement 11.2, your scan target must have a passing scan every 90 days.

SCAN TIMING: Normal

Scan Targets

Manage Scan Targets

1 Total

1 IPv4 0 IPv6

Scan Target Status Summary

Schedule Scan: [Create Schedule](#)

0 Not Started	1 Queued	0 Actively Scanning	0 Compiling Scan Results
0 Fail - Action Needed	0 Action Required	0 Pass	0 Expired
			0 Cancelled

Last updated July 03, 2024 at 10:40 AM

[Launch Scan](#) [Submit ASV Compliance](#)

Scan Result by Status

All targets of your network scan are shown below with current status.

Search IP Address/Domain Name

Filter by Scope: In-Scope Out of Scope All

Filter by Status:

Confirmation

Scans may take five days or more to process. Please log in once the scan is complete to continue.

[Close](#)

PCI Compliance Questionnaire
<http://pciapply.com/pcicompliance>

Launch Scan



Select IP Address(es)/Domain Name(s) in order to launch a scan.

<input checked="" type="checkbox"/>	IP Address	Associated Domain	Individual Target Status	Scan Completed Date	Scheduled	In Scope For Last Compliance
<input type="checkbox"/>	47. <input type="text" value="xxx.xxx.xxx"/>		Queued			No

Selected count: 0

Cancel

Launch Scan

PCI Compliance Questionnaire

<http://pciapply.com/pcicompliance>

Review and Sign

Home My Account Contact Us CHAT Welcome Stephanie Lancaster (Last login: Jul 10, 2024 - 08:51AM) Logout English US

PCI Compliance Summary Questionnaire Scans Report Resources

Merchant Information Questionnaire Selection Questionnaire Network Scan Review and Sign

Review and Sign

You must review and e-sign this form as a declaration of your status with the payment card industry.

Part 1 Merchant Information Edit

Please confirm that the information below is correct:

CORPORATE NAME	DBA(S)	CONTACT NAME	TITLE
-	PAPERLESS TRANSACTION CO	SHAWNA REICH	-
ADDRESS	TELEPHONE	EMAIL ADDRESS	
430 N CARROLL AVE #110 SOUTH LAKE, Texas 76092 United States of America	(877) 869-7115	support@paperlesstrans.com	

Facilities and locations included in this PCI DSS Review

Merchant ID	Merchant Name	Country	State	City	Zip Code
434586992884	PAPERLESS TRANSACTION CO	United States of America	Texas	SOUTH LAKE	76092

Showing 1 - 1 of 1 ← 1 → Results per page 10

Part 2 Merchant Business Payment Channels Edit

Please answer the following questions:

Indicate all payment channels used by the business that are included in this assessment:

Mail order/telephone order (MOTO)

E-Commerce

Do you electronically store or transmit consumer account data?

No

Card-present

Do you electronically store or transmit consumer account data?

No

PCI Compliance Questionnaire

<http://pciapply.com/pcicompliance>

Part 2A Relationships ✎ Edit

Please answer the following questions.

Do you have relationships with third-party service providers that handle your account data, such as payment gateways or processors? Yes

Do you engage with third-party service providers managing system components within your PCI DSS assessment scope? No

Do you work with third-party service providers that could impact the security of your Cardholder Data Environment? Yes

Service Provider	Description
transarmor	tokenization

Part 2B Transaction Processing

How and in what capacity does your business process and/or transmit cardholder data?

Moto/E-commerce ✎ Edit

Service Provider	Service	Not Listed
Fiserv - Card Services	THIRD PARTY SERVER, INSTANT CARD PERSONALIZATION ISSUANCE AGENT, VISA NET PROCESSOR,	

Does your business use network segmentation to affect the scope of your PCI DSS environment? Yes ✎ Edit

PCI Compliance Questionnaire

<http://pciapply.com/pcicompliance>

Part 2C Eligibility to Complete

Confirm your eligibility to take questionnaire

1. You certify that you have no direct control over the manner in which cardholder data is captured, processed, transmitted or stored.
2. You certify that all payment acceptance and processing are entirely outsourced to PCI DSS validated third-party providers.
3. You retain only paper reports or receipts with cardholder data, and these documents are not received electronically.

Part 3A Confirmation of Compliance

- PCI DSS Self-Assessment Questionnaire A, Version 4.0 was completed according to the instructions therein.
- All information within the above-referenced SAQ and in this attestation fairly represents the results of my assessment in all material respects.
- I have confirmed with my payment application vendor that my payment system does not store sensitive authentication data after authorization.
- I have read the PCI DSS and I recognize that I must maintain PCI DSS compliance, as applicable to my environment, at all times. If my environment changes, I recognize I must reassess my environment and implement any additional PCI DSS requirements that apply.
- No evidence of full track data, CAV2, CVC2, CID, or CVV2 data, or PIN data storage after transaction authorization was found on ANY system reviewed during this assessment.

Part 3B PCI DSS Validation Compliant

Based on the results noted in the Questionnaire A dated 7/3/2024

Please provide your e-signature.

PAPERLESS TRANSACTION CO-7/11/2024

Submit

PCI Compliance Questionnaire

<http://pciapply.com/pcicompliance>

Scan Result by Status

All targets of your network scan are shown below with current status.

Filter by Scope

In-Scope Out of Scope All

Filter by Status

-

IPAddress	AssociatedDomain	IndividualTargetStatus	Status	Duration	LastestScanCompletedDate	Scheduled	Action
47. XXXX.XXXX.XXXX		Queued	✓		7/3/2024 - 7/3/2024		

Support contact information:

Customer Service – Contact & Support Details for Merchants

ISOs needing assistance will submit a C360 inquiry.

Hours: Monday - Friday | 8a-8p ET/7a-7p CT
Verification = Complete Merchant ID & Tax ID

Phone: 833-207-8338
Email & Online Chat available in portal

Get Assistance:

- ✓ **Self Assessment Questionnaire (SAQ)**
 - Assistance with selecting proper SAQ
 - Walk-through Assistance with SAQ
- ✓ **External Vulnerability Scanning (ASV)**
 - Review Vulnerability Reports
 - Assist with Results, Exceptions, etc.
- ✓ **Password Resets**
- ✓ **Upload Compliance Documents**
 - Scan Attestation Report
 - 3rd party SAQs

Observed Holidays:

- New Years Day
- Thanksgiving Day
- Memorial Day
- Day after Thanksgiving
- Independence Day
- Christmas Eve
- Labor Day
- Christmas Day

<http://pciapply.com/pcicompliance>

First Time Login – PCI Portal

<ol style="list-style-type: none"> 1. On the Login page, click Start Here under First Time Logging In. 2. In the First Time Login window, enter full Merchant ID Number. 3. Enter the Last 4 Digits of the Federal Tax ID or SSN on file. 4. Enter you Two-character state code. 5. Enter your Zip/Postal Code. 6. Click Continue. 	<ol style="list-style-type: none"> 7. In the Update My Profile window, enter your Email Address. 8. Verify your First and Last Name. 9. Enter a New Password; Re-enter New Password. 10. Select a Security Question. 11. Enter your Security Answer to the selected question. 12. Click Submit to access the PCI Portal.
--	---

PCI Compliance Questionnaire
<http://pciapply.com/pcicompliance>

Review and Sign Page

Part 1 Merchant Information-confirm the information is correct

Part 2 Merchant Business Payment Channels-Indicate all payment channels used by the business that are included in this assessment: Select "E-Commerce"

Do you electronically store or transmit consumer account data? No

Do you electronically store or transmit consumer account data? No

Part 2A Relationships

Do you have relationships with third-party service providers that handle your account data, such as payment gateways or processors? Yes

Do you engage with third-party service providers managing system components within your PCI DSS assessment scope? No

Do you work with third-party service providers that could impact the security of your Cardholder Data Environment? Yes
Service Provider-TransArmor, Description-Tokenization

Part 2B Transaction Processing

How and in what capacity does your business process and/or transmit cardholder data? Moto/E-Commerce

Service Provider-Fiserv-Card Services, Service-THIRD PARTY SERVICER, INSTANT CARD PERSONALIZATION ISSUANCE AGENT, VISANET PROCESSOR;

Does your business use network segmentation to affect the scope of your PCI DSS environment? Yes

Part 2C-Eligibility to Complete

Confirm your eligibility to take questionnaire

1. You certify that you have no direct control over the manner in which cardholder data is captured, processed, transmitted or stored.
2. You certify that all payment acceptance and processing are entirely outsourced to PCI DSS validated third-party providers.

PCI Compliance Questionnaire
<http://pciapply.com/pcicompliance>

3. You retain only paper reports or receipts with cardholder data, and these documents are not received electronically.

Part 3A Confirmation of Compliance

PCI DSS Self-Assessment Questionnaire A, Version 4.0 was completed according to the instructions therein.

All information within the above-referenced SAQ and in this attestation fairly represents the results of my assessment in all material respects.

I have confirmed with my payment application vendor that my payment system does not store sensitive authentication data after authorization.

I have read the PCI DSS and I recognize that I must maintain PCI DSS compliance, as applicable to my environment, at all times. If my environment changes, I recognize I must reassess my environment and implement any additional PCI DSS requirements that apply.

No evidence of full track data, CAV2, CVC2, CID, or CVV2 data, or PIN data storage after transaction authorization was found on ANY system reviewed during this assessment.

Part 3B PCI DSS Validation

Part 3B PCI DSS Validation Compliant

Based on the results noted in the Questionnaire A dated 7/3/2024

Please provide your e-signature.

Merchant Executive Officer Name *

Title *

Last 4 Digits of Your Tax ID or Social Security

PAPERLESS TRANSACTION CO- 7/11/2024

Submit

PCI Compliance Questionnaire

<http://pciapply.com/pcicompliance>

Report

⚠ Your new PCI reports are generating. They will be available for you to review momentarily.

Questionnaire Answer Sheet

REPORT
Current Report (English US)

[View/Print](#) [Email](#)

Attestation of Compliance

REPORT
Current Report (English US)

[View/Print](#) [Email](#)

Certificate of Validation

REPORT
Current Report (English US)

[View/Print](#) [Email](#)

ASV Attestation

SCAN REPORT
Current Report

[View/Print](#)

Executive Summary

SCAN REPORT
Current Report

[View/Print](#)

Vulnerability Details

SCAN REPORT
Current Report

[View/Print](#)

Get Site Seal



This is an emblem that your company can place on its website to indicate that they are taking steps to secure credit card information. Often referred to as a "site seal". You may place the seal on your website in any or all of the following locations: Home Page, Privacy Page and E-Commerce Page.

[Get Site Seal](#)

PCI Compliance Questionnaire

<http://pciapply.com/pcicompliance>

Home My Account Contact Us CHAT Welcome Stephanie Lancaster (Last login: Jul 10, 2024 - 08:51AM) Logout English US

PCI Compliance Summary Questionnaire Scans Report Resources

✔ Merchant Information ✔ Questionnaire Selection ✔ Questionnaire ✔ Network Scan ✔ Review and Sign


Overall PCI Compliance Status Compliant

Overall PCI Compliance Date: 7/11/2024

Questionnaire Status Compliant

Your questionnaire type: A [Change](#)

Due Date: 7/11/2025




100%

ASV Compliance Status Compliant







Approval Date: 7/10/2024

Due Date: 10/7/2024

[View Current Scan](#)



Current Reports [View All](#)

 Questionnaire Answer Sheet Download	 Attestation of Compliance Download	 Certificate of Validation Download
 ASV Attestation Download	 Executive Summary Download	 Vulnerability Details Download

[Re-Assess](#) [Reports](#)

PCI Compliance Questionnaire
<http://pciapply.com/pcicompliance>

Site Seal Modal

Copy and Paste the code below into the HTML on your website where you would like the site seal displayed.



SEAL CODE

SAMPLE HTML EMBED CODE:

```
<!DOCTYPE html>
<html>
<body>
<!-- other content -->
<div class='seal'>
<script type='text/javascript'
src='https://www.rapidscansecure.com/sitesead/sitesead.js?code=64,87B659EA7311D3E101A958DFFE5CF4501879F597'></script>
</div>
<!-- other content -->
</body>
</html>
```